

slatwall & accessories

quality you can trust

The complete range of ● panels ● inserts ● accessories



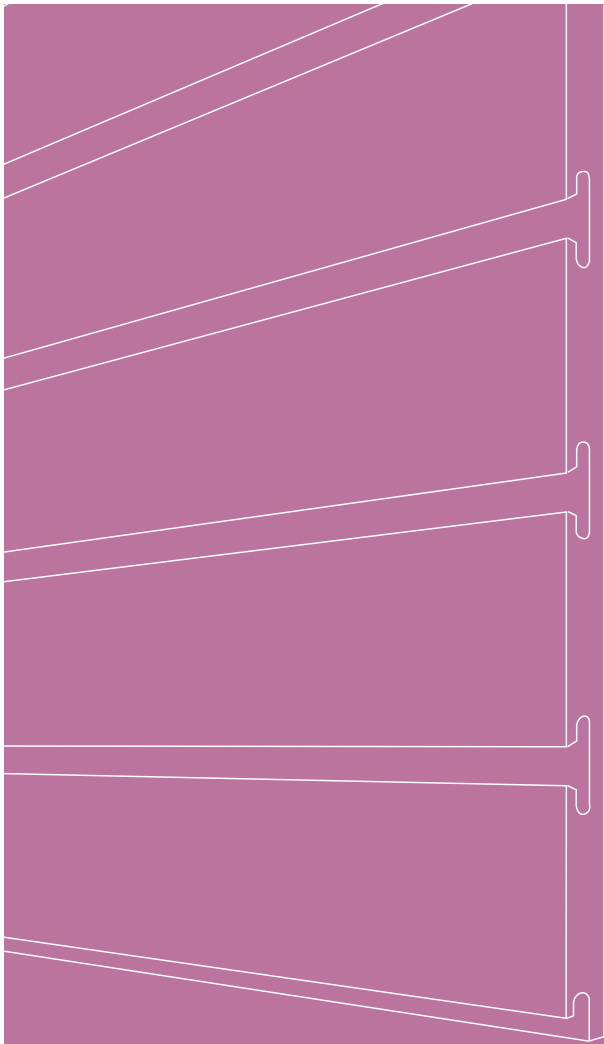
JE **JOHN
ELLIS**
DISPLAY EXHIBITION
& SHOP EQUIPMENT



slatwall – a design classic

Over the last twenty years, slatwall has earned its place as a design classic in the UK's retail display industry. It's versatile, cost-effective, robust and above all, can be finished and accessorized to complement virtually any retail interior.

The slatwall concept was brought to the UK, over twenty years ago. We helped to establish slatwall as the system of choice for shopfitters seeking style and practicality – and today, we're taking the concept a stage further...



Contents

	Page
slatwall panels	3-4
aluminium trims	5-6
PVC trims	7-8
groove inserts	9-10
metal accessories	11-13
sample service	11-13
acrylic accessories	15-18
about	19-20




panels – choose from a wide range

Our panels are available in a wide range of standard finishes including plain colours, paints, wood effects and acrylic mirror. Non-standard finishes can also be supplied to order.



White




Cream



Coral



Grey



Brushed Aluminium



Black



Birch




Maple



Natural Ash




Beech



Oak



Dark Cherry



Practical and versatile

Our panels are strong and easy to install. They're manufactured from premium quality Medium Density Fibreboard (MDF), with applied surface finishes.

Panel Dimensions

Slot centres	100mm standard	Also available: 50mm, 75mm, 150mm, 200mm
Panel sizes	2400h x 1200w (portrait)	1200h x 2400w (landscape)
Panel thickness	18mm	Other thicknesses available to order




aluminium trims

Our aluminium trims provide a stylish, contemporary finish and are available in natural mill or silver anodised.

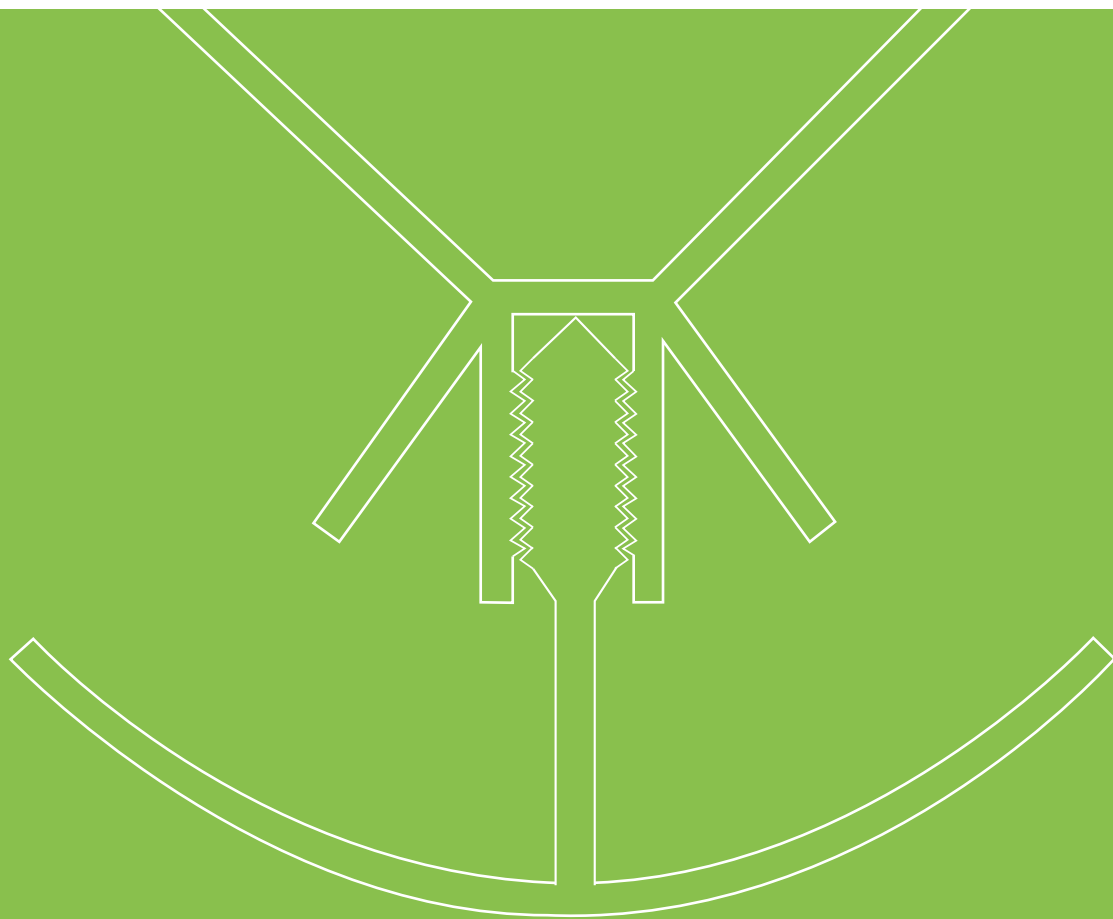
The two-part extrusions simply click together, with no need for fixings or adhesives.



Mill silver



Silver
Anodised



aluminium trims



Two-part corner trim
Mill finish TCAM
Anodised TCAA



Two-part butting trim
Mill finish TBAM
Anodised TBAA



Two-part end trim
Mill finish TEAM
Anodised TEAA

Aluminium trims are supplied in 3m lengths



PVC trims

Our PVC trims are the cost-effective, yet stylish way to finish your installation.

The two-part extrusions simply click together, with no need for fixings or adhesives.



White



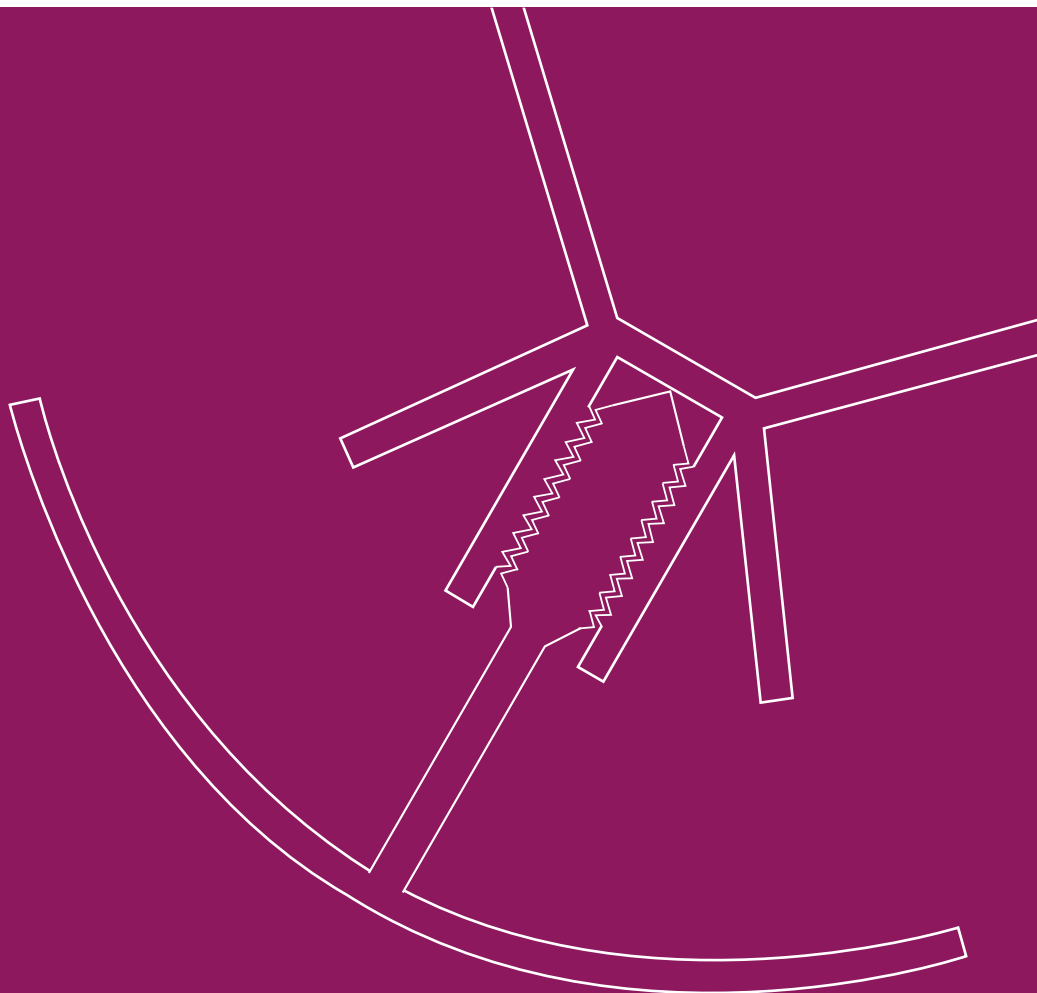
Cream



Grey



Silver



PVC trims



Two-part corner trim
 White TCWH
 Medium Grey TCMGY

Cream TCCR
 Silver TCSI



Two-part butting trim
 White TBWH
 Medium Grey TBMGY

Cream TBCR
 Silver TBSI



End trim
 White TEWH
 Medium Grey TEMGY

Cream TECR
 Silver TESI

PVC trims are supplied in 2.4m lengths



'L'-Section insert - aluminium or PVC



'T'-Section insert - aluminium

'L' section groove inserts – aluminium or PVC

Choose from cost-effective PVC inserts allowing easy 'clip-in' insertion into slats, or mill silver aluminium inserts for greater strength.

All inserts are available in 1200mm or 2400mm lengths to match standard landscape and portrait format panel sizes.

'L' section clip-in PVC groove inserts available in the following colours:



RAL 3002



BS14C39*



BS08C31



RAL 9004



BS02C39*



RAL 5017



RAL 9001



Silver



RAL 1023



BS00A0



Medium Grey



BS08B17*



BS262



RAL 9003

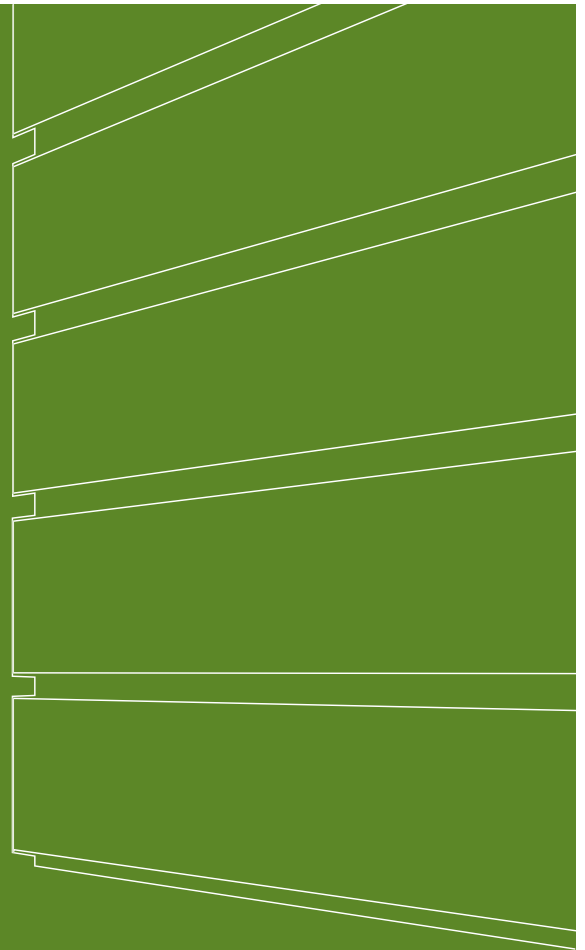


RAL 8014*



Mill Silver
Aluminium

*1200mm length only



'T' section groove inserts – aluminium

Our 'T' section aluminium inserts are ideal for heavy loads. Another benefit of this type of insert is that they can't be inserted upside down into grooves.


Our 'T' section groove inserts are supplied as standard in mill silver. Paint finishes can be applied to special order.



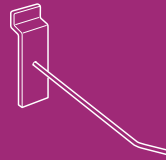
metal accessories

Manufactured from steel with a lustrous chrome finish, our range of metal accessories combine strength and durability with classic good looks.


We offer a complete range of metal accessories designed to complement the our slatwall system. With a range that spans hooks, hangers, shelves, merchandisers and more, we can provide the perfect display solution for anything from fashion garments to mobile phones.



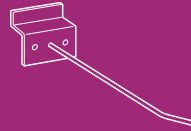
Sloping notched arm AM1




Single dispenser arm
100mm AM7 250mm AM10
150mm AM8 300mm AM11
200mm AM9



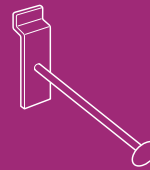
10 Ball sloping arm AM2



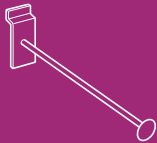
Single dispenser arm – zinc
150mm AM12
200mm AM13
250mm AM14



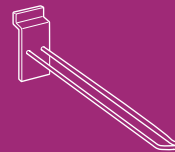
9 Ball sloping arm AM3



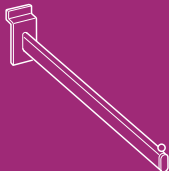
Single arm with disc
150mm AM15
200mm AM16
250mm AM17
300mm AM18



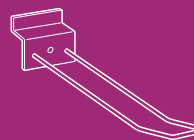
Straight arm with disc 300mm AM4



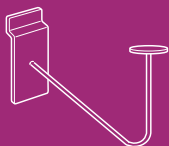
Looped dispenser arm
150mm AM19
200mm AM20
250mm AM21
300mm AM22



Straight arm with ball 300mm AM5



Looped dispenser arm – zinc
150mm AM23
200mm AM24
250mm AM25



Millinery arm 200mm projection AM6



Lightweight shelf clip – zinc AM26

All metal accessories are supplied chrome finish unless otherwise stated



Picture hook AM27



Hanging rail side support AM38



Clock hook AM28



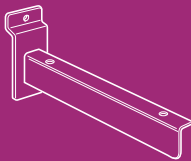
Gift wrap rail 550mm AM39



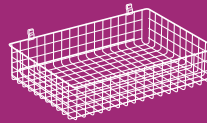
Cabinet hanging bracket AM29



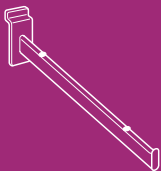
Wire mesh book shelf 600mm w 200mm h AM40



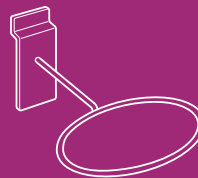
Timber shelf bracket
200mm AM30
250mm AM31
300mm AM32
350mm AM33



Stacking basket AM41
330mm w
240mm d
90mm h



Glass shelf bracket
250mm AM34
300mm AM35



Display ring AM42



Hanging rail
520mm AM36
1000mm AM37

All metal accessories are supplied chrome finish unless otherwise stated



sample service

Can't decide which accessories to specify with which slatwall finish? We can help! Our postal sample service puts our entire product range at your fingertips, allowing you to mix and match finishes, trims and accessories to get the look you want.

Whatever you're displaying, we can help you do it in style – call us today!

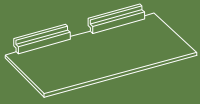


Acrylic accessories

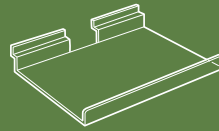
The glass-like clarity of acrylic makes it a great material for stylish display accessories.

We offer a complete range of acrylic accessories designed to complement the our slatwall system.

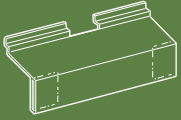
From simple hooks and hangers to leaflet dispensers and more complex items like our tiered spectacle display, our acrylic accessories look great in any retail environment.



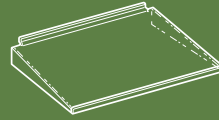
Shoe shelf
250mm x 100mm AA1



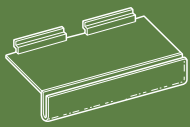
Flat shelf with lip
250mm x 100mm AA9
250mm x 200mm AA10



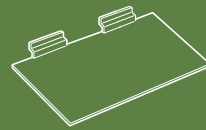
Shoe shelf with
price holder
250mm x 100mm AA2




Flat shelf with lip
400mm x 270mm AA12



Shoe shelf with
ticket holder
225mm x 100mm AA3



Flat shelf
305mm x 150mm AA13



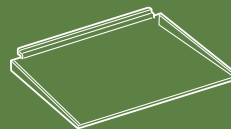
Shoe shelf – forward
sloping with toe stop
250mm x 100mm AA4
250mm x 200mm AA5



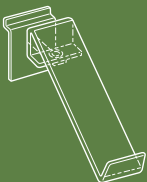
Flat shelf
600mm x 200mm* AA14
600mm x 250mm* AA15



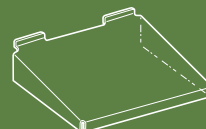
Shoe shelf – left/right
sloping with toe stop
L 250mm x 100mm AA6
R 250mm x 100mm AA7



Flat shelf
400mm x 240mm AA16

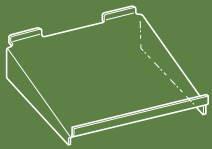


Shoe swivel with
toe stop
230mm x 70mm AA8

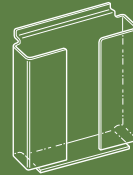


Display shelf
300mm x 300mm AA17
600mm x 300mm AA18
250mm x 200mm AA19


*4mm thick acrylic



Sloping shelf with front upstand
390mm x 300mm AA20



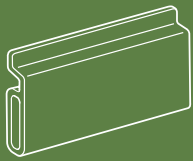
Leaflet dispenser
A4 AA27
A5 AA28
A6 AA29



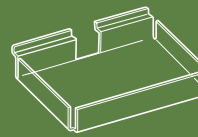
Sloping shelf with side supports
600mm x 300mm AA21



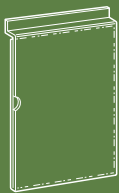
Economy leaflet dispenser
A4 AA30
A6 AA31



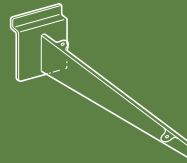
Ticket holder
100mm x 50mm AA22



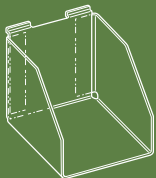
Display tray
300mm l
150mm w
30mm d AA32



Ticket holder
A4 AA23
A5 AA24



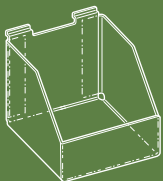
Glass shelf bracket
150mm AA33 305mm AA36
200mm AA34 355mm AA37
254mm AA35



Merchandiser (PETG)
300mm d
300mm h
250mm w AA25



Greeting card channel
600mm w
56mm d
80mm h AA38



Merchandiser with riser (PETG)
318mm d
250mm h
318mm w AA26



Video display channel
600mm w
35mm d
60mm h AA39

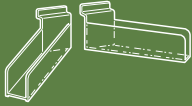
*4mm thick acrylic



CD/DVD channel
600mm w
18mm d
50mm h
AA40



Single eyeglass
dispenser
AA48



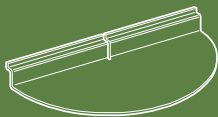
Single video holder –
left/right
Left AA41
Right AA42



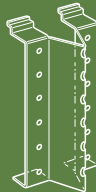
Mobile telephone
holder
AA49



Single hook
AA43



Semi-circular shelf
400mm x 200mm
AA44



Tiered spectacle display
420mm
AA45



Display hook
100mm
150mm
AA46
AA47

*4mm thick acrylic



About John Ellis Shop Equipment

Friendly expert service

Our helpful and experienced sales team brings together many years' experience in the shopfitting equipment industry. They'll deal with your calls effectively and ensure your orders are processed quickly and accurately to help you meet your daily deadlines.

Quality you can trust

Our panels are manufactured from high quality MDF, in a tightly controlled process which conforms to standards outlined in ISO 9001.

Value-for-money

We aim to provide the optimum balance between the quality of products and service our customers receive – and the prices they pay. For up-to-date prices on all our products, visit us on-line at www.shopequip.co.uk to see what we mean.

On-time deliveries

With the UK's largest and best-equipped slatwall factory, we have the capacity to respond rapidly to all sizes of order. We've also invested in state-of-the-art communications, logistics and order fulfilment solutions to ensure our performance lives up to our promises.

Environmentally friendly

Produced from fast growing pine woodlands, MDF is an environmentally friendly way of using timber. All the waste dust from our manufacturing process is burned to provide heat for the plant, reducing our dependence on fossil fuels, for a smaller carbon footprint.

“Most of the our team here have worked in the shopfitting equipment industry for years. They understand the daily pressures of life behind the scenes in the world of retail interiors.”





John Ellis Shop Equipment Limited
Sheraton House, Castle Park,
Cambridge, CB3 0AX,
United Kingdom

Tel: +44 (0)1223 376790

Fax: +44 (0)1223 305879

Email: johnellis@shopequip.co.uk

Web: www.shopequip.co.uk